

AN ANGEL VISITS MARY

Luke 1:26-38

Luke 1

²⁶In the sixth month, God sent the angel Gabriel to Nazareth, a town in Galilee, ²⁷to a virgin pledged to be married to a man named Joseph, a descendant of David. The virgin's name was Mary. ²⁸The angel went to her and said, "Greetings, you who are highly favored! The Lord is with you."

²⁹Mary was greatly troubled at his words and wondered what kind of greeting this might be. ³⁰But the angel said to her, "Do not be afraid, Mary, you have found favor with God. ³¹You will be with child and give birth to a son, and you are to give him the name Jesus. ³²He will be great and will be called the Son of the Most High. The Lord God will give him the throne of his father David, ³³and he will reign over the house of Jacob

forever; his kingdom will never end."

³⁴"How will this be," Mary asked the angel, "since I am a virgin?"

³⁵The angel answered, "The Holy Spirit will come upon you, and the power of the Most High will overshadow you. So the holy one to be born will be called the Son of God. ³⁶Even Elizabeth your relative is going to have a child in her old age, and she who was said to be barren is in her sixth month. ³⁷For nothing is impossible with God."

³⁸"I am the Lord's servant," Mary answered. "May it be to me as you have said." Then the angel left her.

AN ANGEL VISITS MARY

Luke 1:26-38

POSSIBLE POINTS	MY POINTS	QUESTIONS
5		1.) What was the name of the woman God chose to be the mother of Jesus?
5		2.) What did Gabriel, the angel, tell Mary?
5		3.) What were some of the things Gabriel said about Jesus?
5		4.) Why do you think Mary was afraid when the angel appeared?


POSSIBLE POINTS	MY POINTS	MEMORY VERSE
10		“For God did not send his Son into the world to condemn the world, but to save the world through him.” John 3:17

POSSIBLE POINTS	MY POINTS	HOME CONNECTION	PARENT/GUARDIAN SIGNATURE
5		<i>I have read, or been read, the passage of scripture for this week.</i>	
5		<i>I have answered the questions aloud to an adult at home this week.</i>	
10		<i>I have recited the memory verse out loud to an adult at home this week.</i>	

TOTAL POINTS	CLUB CONNECTION
	LEADER'S SIGNATURE _____ DATE ___/___/___

AN ANGEL VISITS MARY

Luke 1:26-38



The angel Gabriel tells Mary that she will give birth to a son, who will be called Jesus

AN ANGEL VISITS MARY

Luke 1:26-38



An angel appears to Mary to tell her of the birth of Jesus

AN ANGEL VISITS MARY

Luke 1:26-38

CRAFT/ACTIVITY: ANGELS

Students will make an angel to remind them of how Gabriel, an angel, appeared to Mary to tell her that she would have a child named Jesus.

MATERIALS

1. White 67 lb. Cardstock
2. Angel pattern
3. Glue
4. Glitter
5. Cotton balls
6. String
7. Markers
8. Hole punch
9. Scissors



DIRECTIONS

1. Copy an angel pattern for each student on 67 lb. Cardstock.
2. Have students cut out the angel pattern.
3. Decorate the angels with markers, glitter, and cotton (angel hair)
4. Bend and glue the base of the body (see diagram)
5. Punch a hole in the top and attach a string

FOR DISCUSSION

As students are working on their angels, review the story with them. Remind students of how Gabriel shared the good news that Mary would be the mother of Jesus. She was an ordinary woman whom God found favor in. Help students realize that God uses ordinary people to do extraordinary things. God's plan was to send his son Jesus to die for the world's sin.

TIME NEEDED TO COMPLETE:

Approximately 20 minutes

MEMORY VERSE

“For God did not send his Son into the world to condemn the world, but to save the world through him.” John 3:17

AN ANGEL VISITS MARY

Luke 1:26-38

ANGEL PATTERN



AN ANGEL VISITS MARY

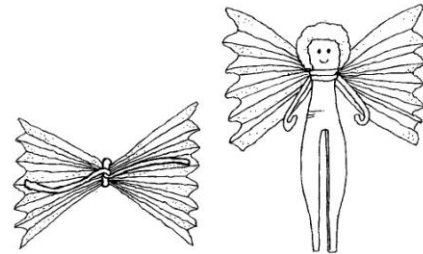
Luke 1:26-38

CRAFT/ACTIVITY: ANGELS

Students will make an angel to remind them of how Gabriel, an angel, appeared to Mary to tell her that she would have a child named Jesus.

MATERIALS

1. Wooden clothespins (non-spring type)
2. Pipe Cleaners (Chenille Wire)
3. Tissue Paper (cut in 3 X 6 inch pieces)
4. Cotton Balls
5. Glue
6. Black Markers



DIRECTIONS

1. Pass out a clothespin, 3 X 6 inch piece of tissue paper, cotton ball, and half of pipe cleaner to each student.
2. Have students pinch the tissue paper together in the center to make the wings. Help students by twisting the pipe cleaner around the center of the tissue paper (see sketch above).
3. Have students place the wings against the back of the clothespin while you wrap the pipe cleaner around the neck of the clothespin twice.
4. Instruct students to bend the extra pipe cleaner into the shape of hands.
5. Pull the cotton ball apart to make it flat and then glue it to the top of the clothespin for hair.
6. Use markers to draw a face.

FOR DISCUSSION

As students are working on their angels, review the story with them. Remind students of how Gabriel shared the good news that Mary would be the mother of Jesus. She was an ordinary woman whom God found favor in. Help students realize that God uses ordinary people to do extraordinary things. God's plan was to send his son Jesus to die for the world's sin.

TIME NEEDED TO COMPLETE:

Approximately 20 minutes

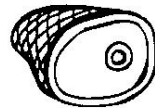
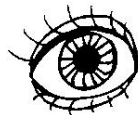
MEMORY VERSE

“For God did not send his Son into the world to condemn the world, but to save the world through him.” John 3:17

AN ANGEL VISITS MARY

Luke 1:26-38

God sent the angel Gabriel to a young woman named Mary. Gabriel told Mary that she would give birth to a son, who would rule over the people of Jacob forever. Mary was confused when she heard this news, but she did not say "no." Can you use these picture clues to find out what she said?




-h

3-re



+



-n

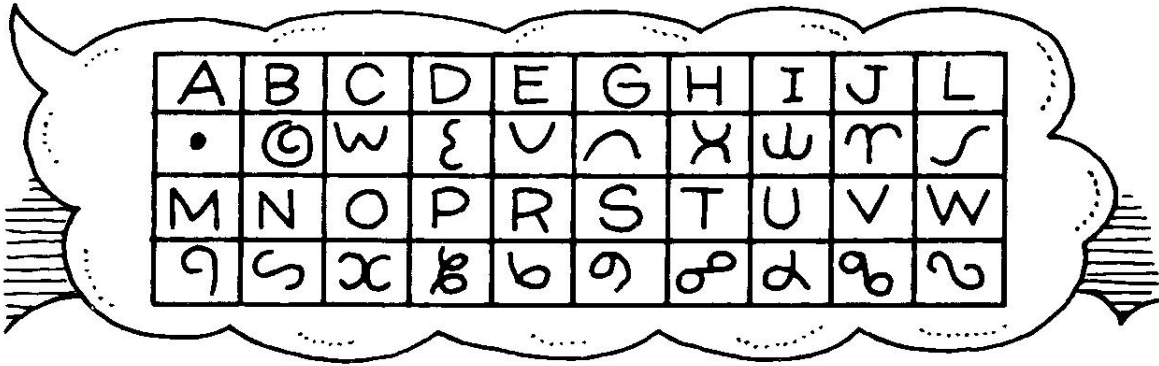
3-re

L+  +d

AN ANGEL VISITS MARY

Luke 1:26-38

Read Luke 1:26-28, 30-33, 38-42, 46, 47. Use the code to fill in the missing words.



THE ANGEL, GABRIEL, SAID TO MARY,
 "YOU WILL BE WITH

w	x	u	s	ε

AND GIVE

@	u	b	8	x

 TO A

9	x	s

.....

π	v	9	α	9

 " MARY ANSWERED,

"I AM THE

s	x	b	ε

9

9	v	b	9	•	s	8	

..... "MAY IT BE..... AS YOU
 HAVE

9	•	w	ε


 "



THE BIBLE TIMES HERALD

A SPECIAL REPORT ON LUKE 1:26-38

AN ANGEL VISITS MARY



An angel was seen in Nazareth last night speaking with a virgin named Mary.

Sources tell us that Mary is pledged to be married to Joseph, who is a relative

of David.

“Greetings, you who are highly favored! The Lord is with you,” the angel Gabriel said to Mary.

Mary seemed afraid. She did not know why an angel was speaking to her.

“Do not be afraid. You have found favor with God. You will have a son. You are to give him the name Jesus. He will be great and be called the Son of the Most High. His kingdom will never end,” said the angel.

“How can this be,” Mary asked the angel, “since I am still a virgin?”

“The Holy Spirit will come upon you, and the Holy one to be born will be called the Son of God,” said Gabriel. “Even your relative Elizabeth is going to have a baby. Nothing is impossible with God.”

“I am the Lord’s servant,” Mary said. “May it be to me as you have said.” Then the angel Gabriel left her.

For more details, please read Luke 1:26-38

QUESTIONS

1. What was the name of the angel who visited Mary?
2. What did the angel tell Mary?
3. What are some things Gabriel said about Jesus?
4. How do you think Mary felt about giving birth to the Son of God?

MEMORY VERSE

“For God did not send his Son into the world to condemn the world, but to save the world through him.” John 3:17

WORD SEARCH

Y	S	U	I	L	L	I	Y	H	A
J	R	O	H	H	X	P	T	S	F
O	G	A	B	R	I	E	L	J	R
J	M	U	M	K	B	V	E	N	A
B	O	G	T	A	C	S	O	O	I
Z	A	S	Z	W	U	R	S	S	D
W	P	I	E	S	B	J	X	R	M
H	L	T	P	P	P	K	E	H	S
E	S	Q	V	S	H	F	W	E	P
L	E	G	N	A	S	Y	O	A	F

AFRAID
ANGEL
ELIZABETH
GABRIEL
JESUS
JOSEPH
MARY
SON

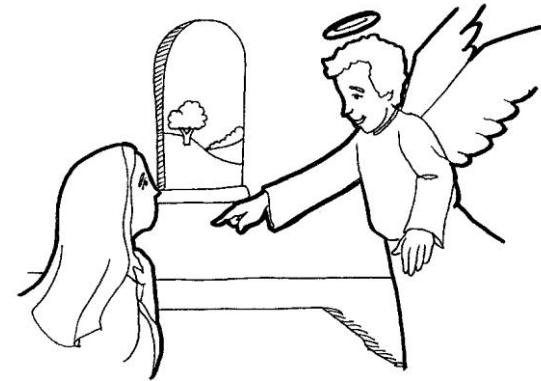
Ideas For Home:

Today your child learned that God sent the angel Gabriel to tell Mary that she would be the mother of Jesus.

1. Have your child finish coloring this book.
2. Help your child learn the *Memory Verse*.
3. Practice the *Bible Story Rhyme*.
4. Read and discuss the bible story with your child.
5. Talk about the gift that God gave us all for Christmas.
(Jesus)

Bible Story Mini Book

An Angel Visits Mary




Luke 1:26-38

Colored by: _____



The angel was right!
Mary was going to have
a baby boy!



One day an Angel visited
Mary and told her she
was going to have baby.

Memory Verse

“... God...[sent] his Son ... to
save the world...” John 3:17

Bible Story Rhyme

Don't be scared the angel spoke,
(Point to mouth)

You'll have a baby; that's no joke.
(Pretend to rock a baby in your arms)

Jesus is his name to be,
*(Touch right pointer finger to left palm
then left pointer finger to right palm)*

He'll save the world just wait and see!
*(Cup your hands together as if holding
the world)*



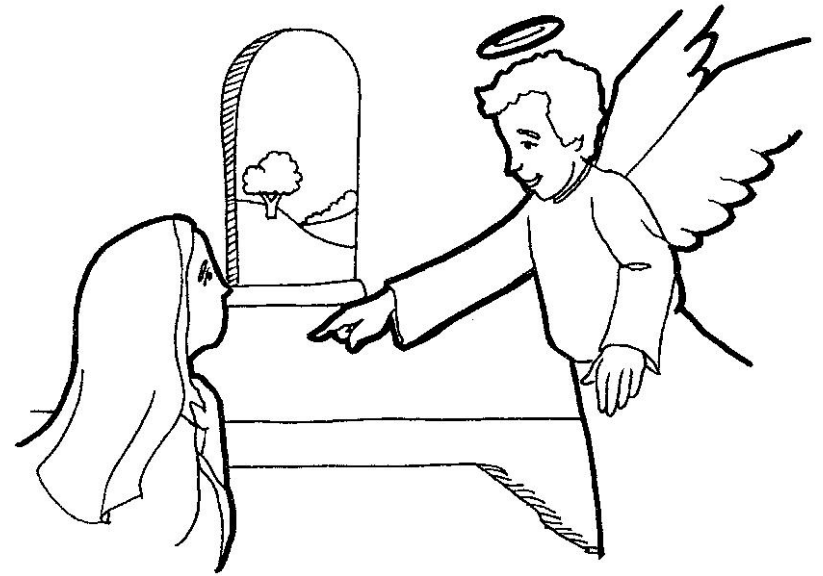
Mary did not
understand how this
could be.

Have You Ever Sinned?

The Bible teaches that we have *all* sinned and do not measure up to God's glory. It also teaches that the price for sin is death which separates us from God. But even though we are sinners, Christ died for us and paid the price for our sin. We just need to ask him to forgive us and receive his free gift of salvation. Just pray this prayer, with a sincere heart, and Jesus will forgive you of your sins. You will become a child of God and live with Him in heaven.

“Dear Jesus,

Please forgive me for the bad things that I have done. Please come into my heart and be my Lord and savior. In your name I pray, Amen.”



Gabriel told Mary that she would have a son named Jesus. He would be God's son.

AN ANGEL VISITS MARY


Luke 1:26-38

PRESCHOOL GAME

Supplies: None

Help kids stomp out the sounds of some special names after telling about how Jesus got his name.

Have the kids scatter around the middle of the room.
Say: **In this Bible story, the angel told Mary what the name of her special son would be. It was Jesus. Show the kids how to stomp on each part of Jesus' name. Your name was chosen especially for you, too. Let's take turns saying our first names out loud. We'll all stomp with our feet one time for each part of each person's name.**



Coach's Comment

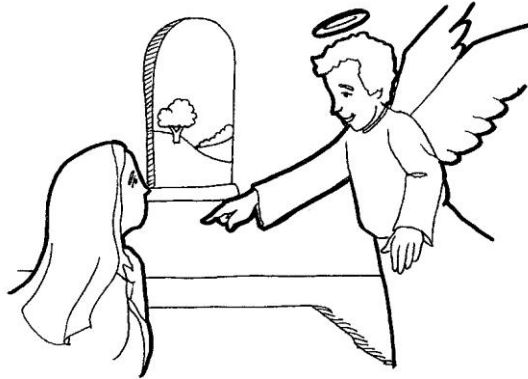
This activity is also a fun way to learn a short Bible verse or the point of a Bible lesson. Have the kids say the verse or lesson point while stomping out the syllables.

Encourage the kids to stomp once for each part in the first name. Have them try doing the same thing with their last names. Or if they know their first, middle, and last names, have them stomp out those parts. When older kids have mastered this, have them each figure out whose name has the same pattern of stomps as their name does. Have children with the same pattern stand and stomp out the parts together. As you are nearing the end of the game, have the children stomp the phrase "Jesus loves me!" all together.

AN ANGEL VISITS MARY

Luke 1:26-38

PRESCHOOL BIBLE STORY RHYME



Don't be scared the angel spoke,
(Point to mouth)

You'll have a baby; that's no joke.
(Pretend to rock a baby in your arms)

Jesus is his name to be,
*(Touch right pointer finger to left palm then left pointer
finger to right palm)*

He'll save the world just wait and see!
(Cup your hands together as if holding the world)