

MARY AND MARTHA

Luke 10:38-42

Luke 10

³⁸As Jesus and his disciples were on their way, he came to a village where a woman named Martha opened her home to him. ³⁹She had a sister called Mary, who sat at the Lord's feet listening to what he said. ⁴⁰But Martha was distracted by all the preparations that had to be made. She came to him and asked, "Lord, don't you care that my

sister has left me to do the work by myself? Tell her to help me!"

⁴¹"**Martha, Martha,**" the Lord answered, **"you are worried and upset about many things, ⁴²but only one thing is needed. Mary has chosen what is better, and it will not be taken away from her."**

MARY AND MARTHA

Luke 10:38-42

POSSIBLE POINTS	MY POINTS	QUESTIONS
5		1.) What was Mary doing in the story?
5		2.) What was Martha doing in the story?
5		3.) What was Martha upset about?
5		4.) Why do you think Jesus was pleased with Mary?

POSSIBLE POINTS	MY POINTS	MEMORY VERSE
10		<p>“Be still, and know that I am God...”</p> <p style="text-align: right;">Psalm 46:10</p>

POSSIBLE POINTS	MY POINTS	HOME CONNECTION	PARENT/GUARDIAN SIGNATURE
5		<i>I have read, or been read, the passage of scripture for this week.</i>	
5		<i>I have answered the questions aloud to an adult at home this week.</i>	
10		<i>I have recited the memory verse out loud to an adult at home this week.</i>	

TOTAL POINTS	CLUB CONNECTION
	LEADER'S SIGNATURE _____ DATE ___/___/___

MARY AND MARTHA

Luke 10:38-42



Picture from *The Bible in Pictures for Little Eyes* by Kenneth N. Taylor. Moody Press: Copyright © 1956.

MARY AND MARTHA

Luke 10:38-42



Mary listens to Jesus while Martha works

MARY AND MARTHA


Luke 10:38-42

CRAFT/ACTIVITY: PLAQUES

Students will make plaques to remind them that spending time with God is more important than doing things for Him.

MATERIALS

1. 67 lb. White Cardstock
2. Plaque Pattern
3. Crayons, Markers, or Colored Pencils
4. Glue
5. Large Craft Sticks (Tongue Depressors)
6. Adhesive Magnet Strips



DIRECTIONS

1. Make copies of the “Plaque Pattern” onto 67 lb. cardstock for each of your students.
2. Pass out 4 craft sticks to each student.
3. Students should glue the craft sticks into the shape of a square.
4. Have students color the words with crayons, markers, or colored pencils.
5. Allow students to cut out their plaque and glue it to the “frame” that they just made with the craft sticks.
6. Adhere two magnetic strips to the backside of the completed plaque.

FOR DISCUSSION

As students are working on their plaques, remind them that Jesus rebuked Martha for being upset with Mary. Jesus pointed out that Mary chose what was better; spending time with Him. Encourage students to be like Mary and spend quality time “at the Lord’s feet.” This time could be spent praying, singing praises, reading the Bible, etc. Many of us are like Martha. We run around doing things *for* the Lord, but don’t spend enough time *with* the Lord.

TIME NEEDED TO COMPLETE:

Approximately 15 minutes

MEMORY VERSE

“Be still, and know that I am God...” Psalm 46:10

MARY AND MARTHA

Luke 10:38-42

PLAQUE PATTERN

Time with
God is time
well spent.

THE BIBLE TIMES HERALD

A SPECIAL REPORT ON LUKE 10:38-42

MARY AND MARTHA



Jesus and his disciples were traveling and came to a village. A woman named Martha opened her home to

Jesus. Martha had a sister named Mary who sat at Jesus' feet and listened to what he said.

Martha was busy taking care of all of the preparations that had to be made. Martha was upset that Mary was not helping. Martha wanted Jesus to tell Mary to help with the chores.

Jesus replied, "Martha, Martha, you are worried and upset about many things, but only one thing is needed. Mary has chosen what is better and it will not be taken away from her."

For more details, please read Luke 10:38-42 in the Bible.

QUESTIONS

1. What was Mary doing in the story?
2. What was Martha doing in the story?
3. What was Martha upset about?
4. Why do you think Jesus was pleased with Mary?

MEMORY VERSE

"Be still, and know that I am God..."

Psalm 46:10

MATCHING

1. DISCIPLES _____ Another word for chores
2. JESUS _____ The one who pleased Jesus
3. PREPARATIONS _____ The one who was doing all the work
4. MARY _____ Mary listened to this person
5. MARTHA _____ The people who followed after Jesus


Ideas For Home:

Today your child learned that Jesus was most pleased with Mary because she spent time with Him.

1. Have your child finish coloring this book.
2. Help your child learn the *Memory Verse*.
3. Practice the *Bible Story Rhyme*.
4. Read and discuss the bible story with your child.
5. Discuss with your child how we should spend time with the Lord in prayer and in His word.

Bible Story Mini Book

Mary and Martha




Luke 10:38-42

Colored by: _____



Jesus told Martha that Mary was doing the right thing.



Mary and Martha had Jesus over to their house to eat.

Memory Verse

“Be still, and know that I am
God...” Psalm 46:10

Bible Story Rhyme

Mary sat at Jesus' feet,

*(Hold out left hand and place two fingers from
right hand on top of the left hand as if sitting)*

While Martha cooked up something sweet.


*(Use your left arm to hold an imaginary bowl
and mix with your right hand)*

Why can't Mary help me out,

*(Hold out hands with palms up and begin to
shrug shoulders)*

Said angry Martha with a shout.

(Cup hands to mouth)



Mary sat at Jesus' feet
and listened to Him
while her sister got the
meal ready.

Have You Ever Sinned?

The Bible teaches that we have *all* sinned and do not measure up to God's glory. It also teaches that the price for sin is death which separates us from God. But even though we are sinners, Christ died for us and paid the price for our sin. We just need to ask him to forgive us and receive his free gift of salvation. Just pray this prayer, with a sincere heart, and Jesus will forgive you of your sins. You will become a child of God and live with Him in heaven.

“Dear Jesus,

Please forgive me for the bad things that I have done. Please come into my heart and be my Lord and savior. In your name I pray, Amen.”



Martha was upset
because she was doing
all the work.

MARY AND MARTHA

Luke 10:38-42

PRESCHOOL GAME

Supplies: None

Preschoolers will get better acquainted with Mary and Martha in this make-believe visit to their home.

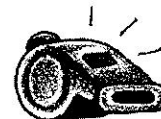
Place half the children on one side of the play area and half on the other side. Line kids up side to side. Identify every other child on each team as either Mary or Martha.

To begin, give the children directions about how to move with the following chants:

**Mary, Mary, full of peace,
Skip to the other side, if you please.**
or

**Martha, Martha, full of care,
Hop to the other side, over there.**

Marys and Marthas on each team will move to the opposite side of the room and take the places of those who left the other team's line. Alternate the chants, or give them in random order to challenge listening skills. Change the action word so that children move from side to side in different ways. When the kids all know the chants, have different children take turns giving the directions.




Coach's Comment

To help kids remember whether they are Marys or Marthas, draw worried faces for the Marthas and happy faces for the Marys on small pieces of masking tape and put one piece on each child's hand.

MARY AND MARTHA

Luke 10:38-42

PRESCHOOL BIBLE STORY RHYME



Mary sat a Jesus' feet,

(Hold out left hand and place two fingers from right hand on top of the left hand as if sitting)

While Martha cooked up something sweet.

(Use your left arm to hold an imaginary bowl and mix with your right hand)

Why can't Mary help me out,

(Hold out hands with palms up and begin to shrug shoulders)

Said angry Martha with a shout.

(Cup hands to mouth)