

ONE MAN THANKS JESUS

Luke 17:11-19

Luke 17

¹¹Now on his way to Jerusalem, Jesus traveled along the border between Samaria and Galilee. ¹²As he was going into a village, ten men who had leprosy met him. They stood at a distance ¹³and called out in a loud voice, “Jesus, Master, have pity on us!”

¹⁴When he saw them, he said, “Go, show yourselves to the priests.” And as they went, they were cleansed.

¹⁵One of them, when he saw he was healed, came back, praising God in a loud voice.

¹⁶He threw himself at Jesus’ feet and thanked him—and he was a Samaritan.

¹⁷Jesus asked, “Were not all ten cleansed? Where are the other nine? ¹⁸Was no one found to return and give praise to God except this foreigner?” ¹⁹Then he said to him, “Rise and go; your faith has made you well.”

ONE MAN THANKS JESUS

Luke 17:11-19

POSSIBLE POINTS	MY POINTS	QUESTIONS
5		1.) How many lepers called out to be healed by Jesus?
5		2.) What did Jesus do for the lepers?
5		3.) How many lepers came back to thank Jesus?
5		4.) What lesson can be learned from this story?

POSSIBLE POINTS	MY POINTS	MEMORY VERSE
10		<p>“Give thanks to the LORD, for he is good; his love endures forever.”</p> <p style="text-align: right;">Psalm 107:1</p>

POSSIBLE POINTS	MY POINTS	HOME CONNECTION	PARENT/GUARDIAN SIGNATURE
5		<i>I have read, or been read, the passage of scripture for this week.</i>	
5		<i>I have answered the questions aloud to an adult at home this week.</i>	
10		<i>I have recited the memory verse out loud to an adult at home this week.</i>	

TOTAL POINTS	CLUB CONNECTION
	LEADER'S SIGNATURE _____ DATE ___/___/___

ONE MAN THANKS JESUS

Luke 17:11-19



Picture from *The Bible in Pictures for Little Eyes* by Kenneth N. Taylor. Moody Press: Copyright © 1956.

ONE MAN THANKS JESUS

Luke 17:11-19



Only 1 out of 10 men with leprosy thanked Jesus for healing them

ONE MAN THANKS JESUS


Luke 17:11-19

CRAFT/ACTIVITY: THANK-YOU LETTERS

Students will write thank-you letters to special people to remind them of how one man in the story said thank-you to Jesus.

MATERIALS

1. 67 lb. Cardstock
2. Envelope/Letter Blackline Masters
3. Pencils
4. Markers, Crayons, or Colored pencils
5. Small Stickers (size of stamps)
6. Stapler



DIRECTIONS

1. Make copies of the envelope/letter blackline masters for each student on 67 lb. cardstock. These should be two-sided copies.
2. Brainstorm a list of people that the students could write a thank you letter to.
3. Pass out an envelope/letter to each student.
4. Have them write a letter to a person who they would like to thank for something.
5. Let students chose a small sticker to serve as a “stamp”.
6. Students may then color a picture or decorate their envelopes with markers, crayons, or colored pencils if time permits.
7. Staple letters closed.

FOR DISCUSSION

Before students begin writing their letters, remind them that only one of the lepers that Jesus healed came back to thank him. Help students realize that they should have an attitude of gratitude and be thankful for the blessings God has given each of them. You could also encourage students to write their thank-you to Jesus, should they choose to.


TIME NEEDED TO COMPLETE:

Approximately 20 minutes


MEMORY VERSE

“Give thanks to the Lord, for he is good; his love endures forever.”
Psalms 107:1

From:



To:



Thank You!

Date:

Dear

_____,

Sincerely,

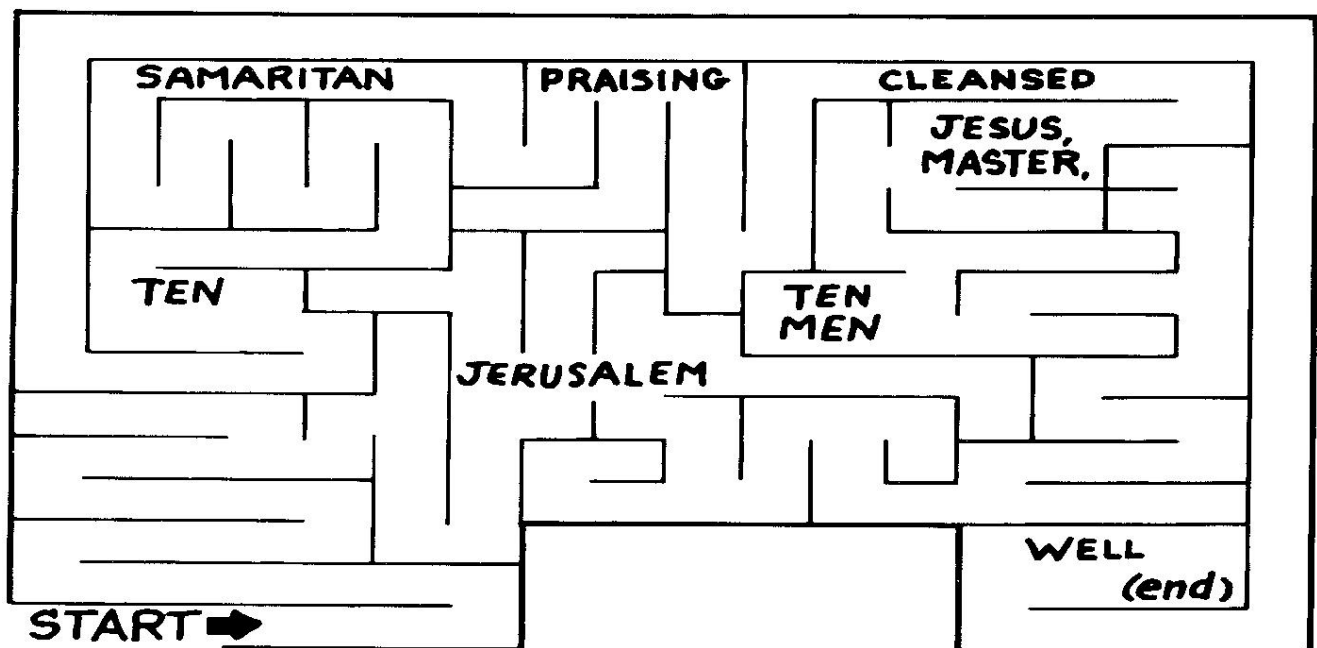
“Give thanks to the LORD,
for he is good; his love endures
forever.” Psalm 107:1

ONE MAN THANKS JESUS

Luke 17:11-19

Read Luke 17:11-19. Find the answers to the questions by completing the maze.

1. Now on his way to _____, Jesus traveled along the border between Samaria and Galilee (v. 11).
2. As he was going into a village, _____ who had leprosy met him (v. 12).
3. They called out in a loud voice, “_____, _____, have pity on us!” (v. 13)
4. When he saw them, he said, “Go, show yourselves to the priests.” And as they went, they were _____ (v. 14).
5. One of them, when he saw he was healed, came back, _____ God in a loud voice (v. 15).
6. He threw himself at Jesus’ feet and thanked him—and he was a _____ (v. 16).
7. Jesus asked, “Were not all _____ cleansed?” (v. 17).
8. Then he said to him, “Rise and go; your faith has made you _____” (v. 19).



Ideas For Home:

Today your child learned that ten people were healed, yet only one came back to thank Jesus.

1. Have your child finish coloring this book.
2. Help your child learn the *Memory Verse*.
3. Practice the *Bible Story Rhyme*.
4. Read and discuss the bible story with your child.
5. Talk about how important it is to say, "Thank you," when others do things for them. Encourage them to thank Jesus for things too.


Bible Story Mini Book

One Man Thanks Jesus




Luke 17:11-19

Colored by: _____



Only one man came back to
thank Jesus.



Ten men had leprosy.
They asked Jesus to
heal them.

Memory Verse

“Give thanks to the Lord...”
Psalm 107:1

Bible Story Rhyme

“Help us, Jesus,” ten men cry,
(Cup your hands to your mouth)

With your help we will not die.
(Cover your eyes with your hands)

Off they went to go back home,
*(Extend your left arm and “walk” your right
pointer finger and ring finger on your left
arm)*

One said, “Thank you.” all alone.
*(Touch your chin with your fingers and move
them away from your mouth)*



Jesus healed all ten
men. Their skin looked
better.

Have You Ever Sinned?

The Bible teaches that we have *all* sinned and do not measure up to God's glory. It also teaches that the price for sin is death which separates us from God. But even though we are sinners, Christ died for us and paid the price for our sin. We just need to ask him to forgive us and receive his free gift of salvation. Just pray this prayer, with a sincere heart, and Jesus will forgive you of your sins. You will become a child of God and live with Him in heaven.

“Dear Jesus,

Please forgive me for the bad things that I have done. Please come into my heart and be my Lord and savior. In your name I pray, Amen.”



They all left happy.

ONE MAN THANKS JESUS

Luke 17:11-19

PRESCHOOL GAME

Supplies: Small circular stickers

Emphasize the importance of a grateful heart with this fun game based of the healing of the ten lepers.

Say: We're going to play a game with spots that will teach us to remember to say thank you, like the one leper who thanked Jesus for healing him.

Place two or three circular stickers on the back of each child's hands or lower arms. Remind them that the spots are a disease that they don't want to have. Tell them you are going to take their spots away. If a child says, "Thank you" when you take a spot off, you will clap and cheer. If the child forgets to say, "Thank you," you will look very sad. Teach the children the following cheer to congratulate each classmate who gets rid of a spot:

Hooray, Hooray!

(Child's name) **remembered to be thankful today!**

ONE MAN THANKS JESUS

Luke 17:11-19

PRESCHOOL BIBLE STORY RHYME



“Help us, Jesus,” ten men cry,
(Cup your hands to your mouth)

With your help we will not die.
(Cover your eyes with your hands)

Off they went to go back home,
*(Extend your left arm and “walk” your right pointer finger
and ring finger on your left arm)*

One said, “Thank you.” all alone.
*(Touch your chin with your fingers and move them away
from your mouth)*