

THE THREE WISE MEN

Matthew 2:1-23

Matthew 2

¹After Jesus was born in Bethlehem in Judea, during the time of King Herod, Magi from the east came to Jerusalem ²and asked, “Where is the one who has been born king of the Jews? We saw his star in the east and have come to worship him.”

³When King Herod heard this he was disturbed, and all Jerusalem with him. ⁴When he had called together all the people’s chief priests and teachers of the law, he asked them where the Christ was to be born. ⁵“In Bethlehem in Judea,” they replied, “for this is what the prophet has written:

⁶ “But you, Bethlehem, in the land of Judah, are by no means least among the rulers of Judah; for out of you will come a ruler who will be the shepherd of my people Israel.””

⁷Then Herod called the Magi secretly and found out from them the exact time the star had appeared. ⁸He sent them to Bethlehem and said, “Go and make a careful search for the child. As soon as you find him, report to me, so that I too may go and worship him.”

⁹After they had heard the king, they went on their way, and the star they had seen in the east went ahead of them until it stopped over the place where the child was. ¹⁰When they saw the star, they were overjoyed. ¹¹On coming to the house, they saw the child with his mother Mary, and they bowed down and worshiped him. Then they opened their treasures and presented him with gifts of gold and of incense and of myrrh. ¹²And having been warned in a dream not to go back to Herod, they returned to their country by another route.

¹³When they had gone, an angel of the Lord appeared to Joseph in a dream. “Get up,” he said, “take the child and his mother and escape to Egypt. Stay there until I tell you, for Herod is going to search for the child to kill him.”

¹⁴So he got up, took the child and his mother during the night and left for Egypt, ¹⁵where he stayed until the death of Herod. And so was fulfilled what the Lord had said through the prophet: “Out of Egypt I called my son.”

¹⁶When Herod realized that he had been outwitted by the Magi, he was furious, and he gave orders to kill all the boys in Bethlehem and its vicinity who were two years old and under, in accordance with the time he had learned from the Magi. ¹⁷Then what was said through the prophet Jeremiah was fulfilled:

¹⁸ “A voice is heard in Ramah, weeping and great mourning, Rachel weeping for her children and refusing to be comforted, because they are no more.”

¹⁹After Herod died, an angel of the Lord appeared in a dream to Joseph in Egypt ²⁰and said, “Get up, take the child and his mother and go to the land of Israel, for those who were trying to take the child’s life are dead.”

²¹So he got up, took the child and his mother and went to the land of Israel. ²²But when he heard that Archelaus was reigning in Judea in place of his father Herod, he was afraid to go there. Having been warned in a dream, he withdrew to the district of Galilee, ²³and he went and lived in a town called Nazareth. So was fulfilled what was said through the prophets: “He will be called a Nazarene.”

THE THREE WISE MEN

Matthew 2:1-23

POSSIBLE POINTS	MY POINTS	QUESTIONS
5		1.) What did the three wise men want to do?
5		2.) What did King Herod want the wise men to do?
5		3.) How did the wise men know where Jesus was at?
5		4.) Why do you think the three wise men did not tell King Herod where Jesus was at?


POSSIBLE POINTS	MY POINTS	MEMORY VERSE
10		<p>“Come, let us bow down in worship, let us kneel before the Lord our Maker.”</p> <p style="text-align: right;">Psalm 95:6</p>

POSSIBLE POINTS	MY POINTS	HOME CONNECTION	PARENT/GUARDIAN SIGNATURE
5		<i>I have read, or been read, the passage of scripture for this week.</i>	
5		<i>I have answered the questions aloud to an adult at home this week.</i>	
10		<i>I have recited the memory verse out loud to an adult at home this week.</i>	

TOTAL POINTS	CLUB CONNECTION
	LEADER'S SIGNATURE _____ DATE ___/___/___

THE THREE WISE MEN

Matthew 2:1-23



Picture from *The Bible in Pictures for Little Eyes* by Kenneth N. Taylor. Moody Press: Copyright © 1956.

THE THREE WISE MEN

Matthew 2:1-23



The three wise men bring gifts and worship Jesus

THE THREE WISE MEN

Matthew 2:1-23

CRAFT/ACTIVITY: BATH INCENSE

Students will make bath incense to remind them that the three wise men brought Jesus gifts of gold, incense, and myrrh. Students will make their own version of incense that can be used as bath salts. This is also a great gift idea!

MATERIALS

1. Baby Food Jars
2. White Glue
3. Table Salt
4. Epsom Salt
5. Food Coloring
6. Perfume
7. Paint Brushes
8. Acrylic Paints
9. Plastic Zipper Bags
10. Ribbon (optional)



DIRECTIONS

1. Have students paint a coat of white glue on the outside of the baby food jars.
2. Roll the baby food jars into table salt. Set jars aside to dry.
3. Paint the lids with acrylic paint and set them aside to dry (or spray paint lids in advance).
4. Place enough Epsom salt in each plastic zipper bag to fill the baby food jars.
5. Place a few drops of food coloring inside the bags.
6. Add a few drops (or a few sprays) of perfume to the bags.
7. Zip the bag shut. Let students shake the bags to mix the food coloring and perfume.
8. Pour out “bath incense” into dry baby food jars. Screw on lids.
9. Optional: Tie a piece of ribbon around the lid as a finishing touch.

FOR DISCUSSION

As students are working on their bath incense, help them realize that the three wise men brought special gifts to Jesus to honor him as Christ, the Lord. We can honor Jesus today by giving him gifts of love, obedience, our time, etc.

TIME NEEDED TO COMPLETE: Approximately 20 minutes

MEMORY VERSE

“Come, let us bow down in worship, let us kneel before the Lord our Maker.”
Psalms 95:6

THE THREE WISE MEN

Matthew 2:1-23

CRAFT/ACTIVITY: STAR ORNAMENTS

Students will make star ornaments to remind them that the wise men followed a star to visit Jesus.

MATERIALS

1. 67 Lb. White Cardstock
2. Crayons, Markers, or Colored Pencils
3. Scissors
4. Glue
5. Ribbon
6. Hole Punch



DIRECTIONS

1. Make copies of the star patterns (2 pages) onto 67 lb. white cardstock for each student.
2. Have students cut out the stars and glue them back-to-back according to the directions on the star patterns.
3. Punch holes in each star and tie ribbons through the holes.

FOR DISCUSSION

As students are working on their stars, help them realize that the three wise men brought special gifts to Jesus to honor him as Christ, the Lord. We can honor Jesus today by giving him gifts of love, obedience, our time, etc.

TIME NEEDED TO COMPLETE:

Approximately 20 minutes

MEMORY VERSE

“Come, let us bow down in worship, let us kneel before the Lord our Maker.”
Psalm 95:6

THE THREE WISE MEN

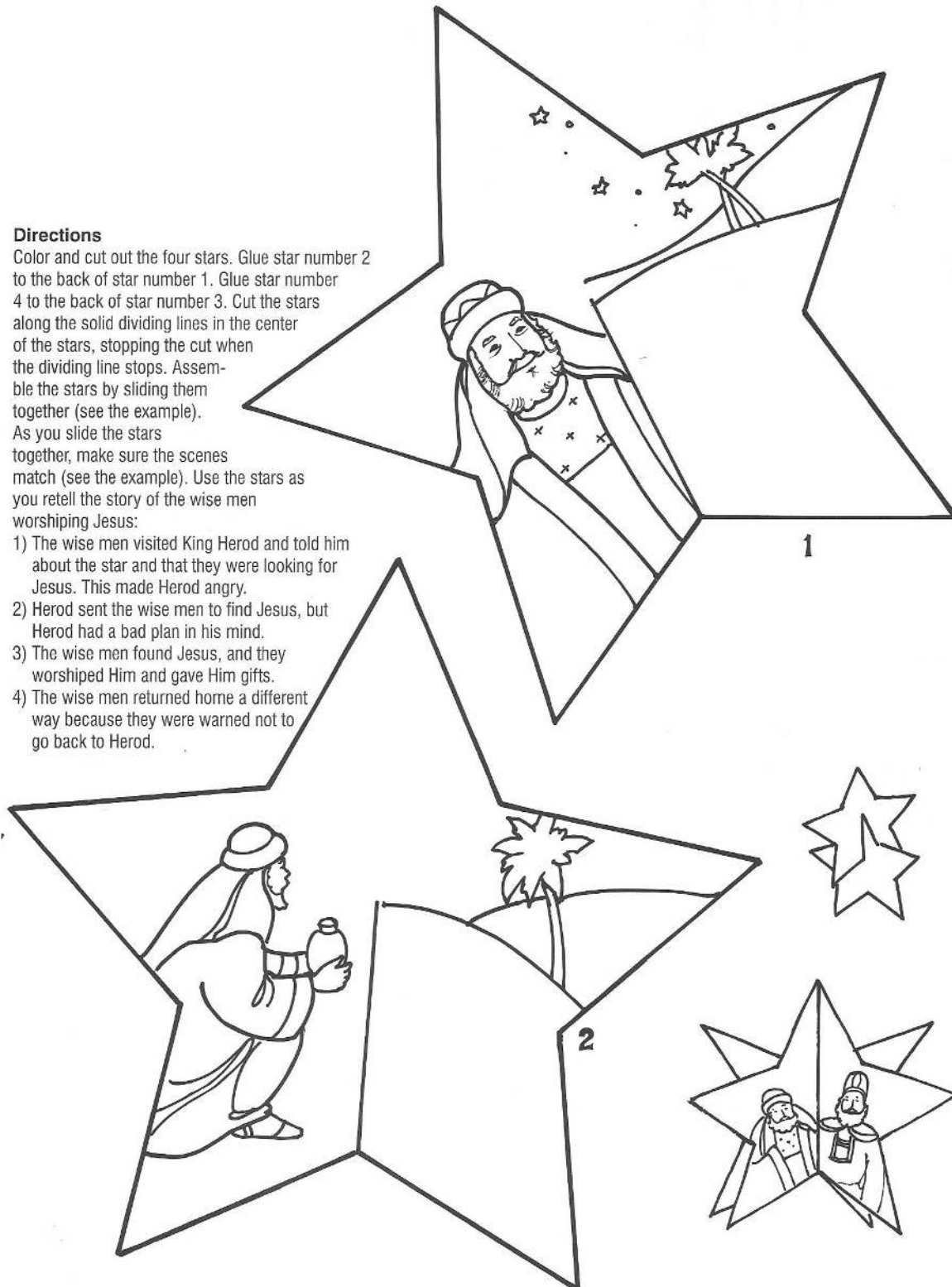
Matthew 2:1-23

STAR ORNAMENTS PATTERN

Directions

Color and cut out the four stars. Glue star number 2 to the back of star number 1. Glue star number 4 to the back of star number 3. Cut the stars along the solid dividing lines in the center of the stars, stopping the cut when the dividing line stops. Assemble the stars by sliding them together (see the example). As you slide the stars together, make sure the scenes match (see the example). Use the stars as you retell the story of the wise men worshiping Jesus:


- 1) The wise men visited King Herod and told him about the star and that they were looking for Jesus. This made Herod angry.
- 2) Herod sent the wise men to find Jesus, but Herod had a bad plan in his mind.
- 3) The wise men found Jesus, and they worshiped Him and gave Him gifts.
- 4) The wise men returned home a different way because they were warned not to go back to Herod.



THE THREE WISE MEN

Matthew 2:1-23


STAR ORNAMENTS PATTERN



THE THREE WISE MEN

Matthew 2:1-23

The wise men are following the star to baby Jesus. Help them find their way.




The wise men followed a special star that led them all the way to baby Jesus.

THE THREE WISE MEN

Matthew 2:1-23

The Challenge

The shepherd boy has a message about why the wise men came, but he left out all the vowels and the words are all mixed up! Can you add the vowels and put the message in order, so you can understand it?



The Super Challenge

The shepherd boy needs to get the camels back to the three wise men, but there's a problem. The boy can only take one camel at a time, because the camels may fight. The smallest camel, Goldie, doesn't like Frank, the biggest camel. Frank doesn't

like Myrrh, but Myrrh likes everyone. In what order should the boy take the camels back to the wise men so that there's no fighting between Goldie and Frank?


First I'll bring _____ . Then I'll bring _____ .

Last I'll bring _____ .

THE BIBLE TIMES HERALD

A SPECIAL REPORT ON MATTHEW 2:1-23

THE THREE WISE MEN



Last night, witnesses saw three wise men following a star in the east. The wise men were looking to find Jesus. They had gifts to give him.

Other witnesses overheard King Herod speaking with the chief priests and teachers of the law. King Herod wanted to find out where Jesus was.

King Herod secretly spoke with the wise men to find out when the star had appeared.

“Go and find Jesus and tell me where he is so I can worship him too,” King Herod said to the wise men.

The wise men followed the star until it stopped over the house with Jesus inside. The wise men worshipped Jesus and gave him gifts of gold, incense, and myrrh.

In a dream, the wise men were warned not to tell Herod where Jesus was. Herod wanted to kill Jesus so that Jesus would not become king. Since King Herod could not find Jesus, he ordered all boys who were two years old and under to be killed.

An angel told Joseph to take Jesus and Mary to Egypt until it was safe to come home. When King Herod died, they came back to live in a place called Nazareth.

To find out more, read Matthew 2:1-23 in your Bible.

QUESTIONS

1. Where were the wise men going?
2. Why did King Herod want to kill Jesus?
3. How did God protect Jesus and his family?
4. Why do you think the wise men brought Jesus gifts?

MEMORY VERSE

“Come, let us bow down in worship, let us kneel before the Lord our Maker.”

Psalm 95:6

BREAK THE CODE

6 1 9 3 5

6 4 11 7 10 8 12

13 1 7 14 7

2 4 4

1=E	2=T	3=A	4=O
5=N	6=W	7=S	8=I
9=C	10=H	11=R	12=P
13=J	14=U		


Ideas For Home:

Today your child learned that three wise men came to bring Jesus gifts.

1. Have your child finish coloring this book.
2. Help your child learn the *Memory Verse*.
3. Practice the *Bible Story Rhyme*.
4. Read and discuss the bible story with your child.
5. Talk about how the wise men brought Jesus gifts. We can give Jesus the gift of service, praise, love, etc.


Bible Story Mini Book

The Three Wise Men



Matthew 2:1-23

Colored by: _____



The wise men brought
gifts of gold,
frankincense and myrrh.



One night three wise
men saw a star in the
sky.

Memory Verse

“...let us bow down in
worship...” Psalm 95:6

Bible Story Rhyme


After baby Jesus’ birth,
(Pretend to rock a baby in your arms)

**Three wise men brought him gifts of
worth.**

(Pretend to hold gifts out to Jesus)

Gold, frankincense, and myrrh,
(Put up one finger for each gift)

Very special gifts they were.
(Do the sign for “O.K.”)



The wise men followed
the star to where Jesus
was staying.

Have You Ever Sinned?

The Bible teaches that we have *all* sinned and do not measure up to God's glory. It also teaches that the price for sin is death which separates us from God. But even though we are sinners, Christ died for us and paid the price for our sin. We just need to ask him to forgive us and receive his free gift of salvation. Just pray this prayer, with a sincere heart, and Jesus will forgive you of your sins. You will become a child of God and live with Him in heaven.

“Dear Jesus,

Please forgive me for the bad things that I have done. Please come into my heart and be my Lord and savior. In your name I pray, Amen.”



The wise men worshiped
Jesus.

THE THREE WISE MEN

Matthew 2:1-23

PRESCHOOL GAME

Supplies: A flashlight

Children will chase the Christmas star in this fun game that reminds kids about the journey of the wise men.

Have children form two groups, lined up in relay-style lines. Make more groups if you have more than ten children.


Say: **A long time ago, a bright star came out in the sky to tell everyone that Jesus had been born. Wise men followed this star to find the baby Jesus. Today we are going to play a game where we can follow a star. I am going to turn off the lights, and the first person in each line is going to try to follow the shining star and step on it. When you hear me say, "You found the shining star!" both players should run back to their teams and let the next people in line try to find a star.** Both children can touch the star at the same time. This doesn't have to be a race.

Shine the light around the room on the floor. Make it challenging enough so the children have to try to step on the light. Make sure you control the light so children do not run into each other. Play until everyone has had a turn.

THE THREE WISE MEN

Matthew 2:1-23

PRESCHOOL BIBLE STORY RHYME



After baby Jesus' birth,
(Pretend to rock a baby in your arms)

Three wise men brought him gifts of worth.
(Pretend to hold gifts out to Jesus)

Gold, frankincense, and myrrh,
(Put up one finger for each gift)

Very special gifts they were.
(Do the sign for "O.K.")